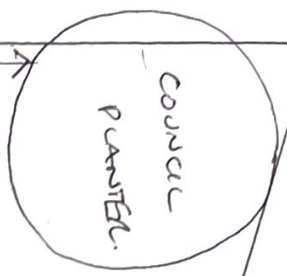


PLANS NOT TO SCALE

SIDE



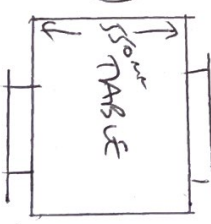
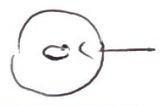
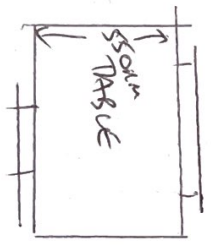


THROUGHWAY

PARALLEL

2m

3.5m



8m

1m
PARALLEL

(COUNCIL PROVIDED)

DOOR

WINDOVS 2m

CAGE